

MODEL	ERCULES 10 B	ERCULES 13 B
Engine	Honda GX390	Honda GX630
Displacement (cm ³)	389	688
Engine power (kW-HP)	8,7-11,7 @3600rpm	15.5-20.8 @3600rpm
Starting system	Electric	Electric
Fuel	Gasoline	Gasoline
Fuel tank capacity (Litre)	6,1	14,5
Fuel consumption (Litre/h)	3,5@3600rpm cont.	6@3600rpm cont.
Oil pan (Litre)	1,1	1,9
HYDRAULIC INSTALLATION		
Distributor	Mechanical lever	Mechanical lever
n° levers	2+5(max)	2+5(max)
Max pressure system (bar)	180	180
GEAR MOTOR		
Type	Bonfiglioli 700-2C2 K	Bonfiglioli 700-2C2 K
n° of speed	2	2
RUBBER TRACK		
Dimension (mm)	230-72-50	230-72-50
Tensioning	Grease	Grease
Idler wheel n°	4	4
PERFORMANCE		
Load capacity (kg)	1000	1300
Speed 1/2 (3 optional) (Km/h)	1,7/3,2/(4)	1,7/3,2/(4)
Machine weight (kg)	1100	1200
Max slope	20°	20°
FORK MAST		
Type	Fork mast P	Fork mast P
Loading height (mm)	1800	1800
Inclination up-down (deg)	8/4	8/4
ROADWAY		
Type	Extendible	Extendible
External dimensions (opened/closed)	1200/1760	1200/1760
Internal dimensions (opened/closed)	740/1300	740/1300
FORKS		
Lenght (mm)	100X35X1100	100X35X1100
Type	FEM2	FEM2
OPTIONAL		
White rubber tracks	Yes	Yes
Side shifter	si (800mm*)	si (800mm*)
Hour meter	Yes	Yes
3° speed	Yes*	Yes*
Additional hydraulic services	Yes*	Yes*

*Configuration must be verified with technical department

www.mezzicingolati.com

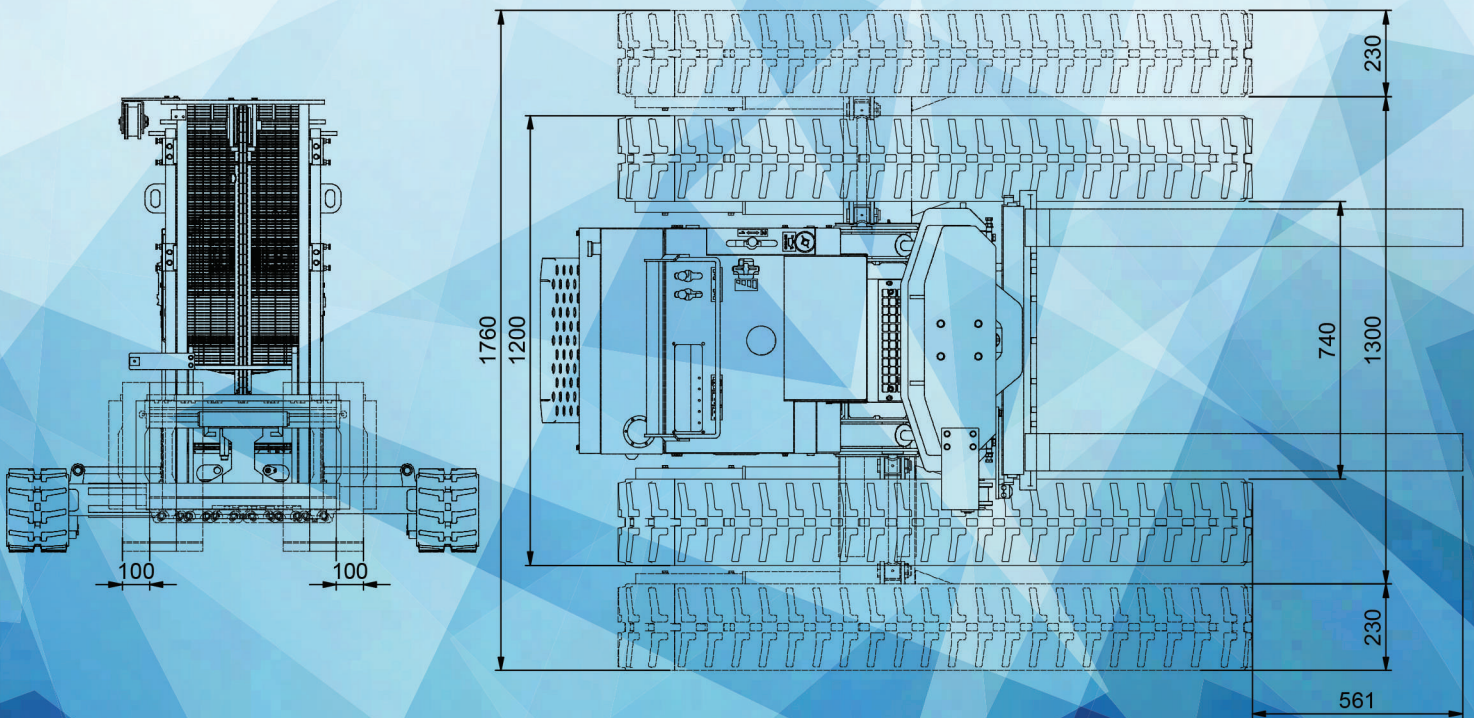
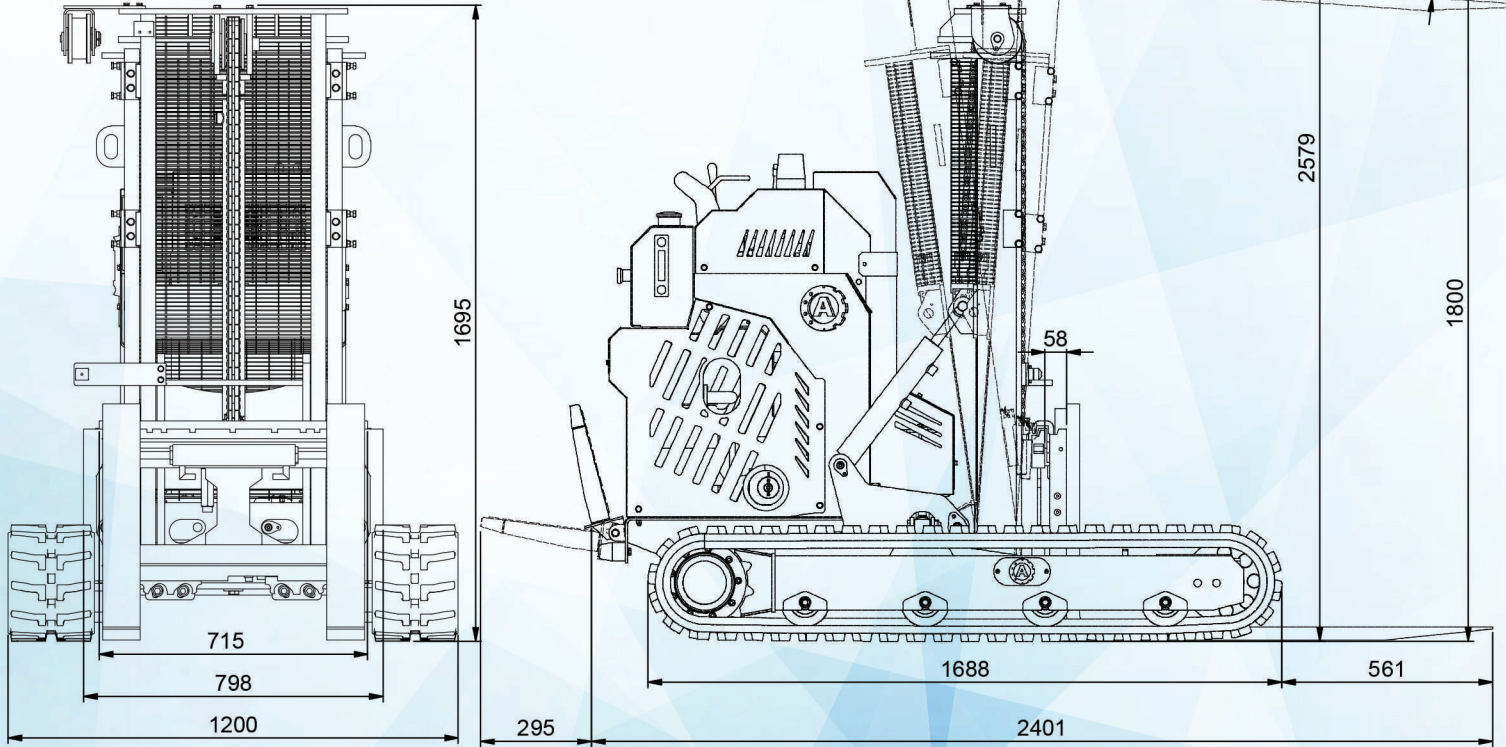

info@mezzicingolati.com +39 0456750126

HEADQUARTER Via Cortine, 1 37020 Sant'Anna D'Alfaedo (VR), Italy

TECHNICAL OFFICE AND SALES Via A. Volta, 24 37026 Settimo di Pescantina (VR), Italy



SCHEDA DIMENSIONALE PRODOTTO - DATASHEET



TUTTE LE DIMENSIONI SONO ESPRESSE IN MILLIMETRI - ALL DIMENSIONS ARE IN MILLIMETERS
 TUTTI I DATI SI RITENGONO NON VINCOLANTI DAL COSTRUTTORE - ALL DATAS ARE NOT BINDING FOR THE MANUFACTURER

IL PRESENTE DISEGNO, DI ESCLUSIVA PROPRIETA' DELLA DITTA, NON PUO' VENIRE RIPRODOTTO NE RESO NOTO A TERZI SENZA AUTORIZZAZIONE. OGNI TRASGRESSIONE VERRA' PERSEGUITA A TERMINI DI LEGGE.
 THIS DRAWING IS EXCLUSIVE PROPERTY OF THE COMPANY AND CANNOT BE REPRODUCED OR PUBLISHED WITHOUT AUTHORIZATION TO THIRD PARTIES. ANY UNAUTHORIZED REPRODUCTION WILL BE PERSECUTED BY LAW.

COSTRUZIONI MECCANICHE F.LLI ANTOLINI S.r.l. Via Cortine, 1 - Loc. Giare - 37020 SANT'ANNA D'ALFAEDO (Vr)