



ANTOLINI

MEZZI CINGOLATI

MODEL	ERCULES 15 B	ERCULES 15 D	ERCULES 20 B	ERCULES 20 D
Engine	B&S Vanguard 27	DIESEL	B&S Vanguard 35	DIESEL
Displacement (cm3)	896	1331	993	1642
Engine power (kW-HP)	20,14-27 @3600rpm	21,9-29,4@3000rpm	26,11-35 @3600rpm	27,1-36,3@3000rpm
Starting system	Electric	Electric	Electric	Electric
Fuel	Gasoline	Diesel	Gasoline	Diesel
Fuel tank capacity (Litre)	21	21	21	21
Fuel consumption (Litre/h)	10,1@3600rpm cont.	6,8@3000rpm cont.	10,5@3600rpm cont.	8,5@3000rpm cont.
Oil pan (Litre)	2,3	5,5	2,3	6,7
HYDRAULIC INSTALLATION				
Distributor	Mechanical lever	Mechanical lever	Mechanical lever	Mechanical lever
n° levers	2+5(max)	2+5(max)	2+5(max)	2+5(max)
Max pressure system (bar)	180	180	180	180
GEAR MOTOR				
Type	Bonfiglioli 701-C2 K	Bonfiglioli 701-C2 K	Bonfiglioli 701-C2 K	Bonfiglioli 701-C2 K
n° of speed	2	2	2	2
RUBBER TRACK				
Dimension (mm)	250-72-57	250-72-58	250-72-59	250-72-60
Tensioning	Grease	Grease	Grease	Grease
Idler wheel n°	4	4	4	4
PERFORMANCE				
Load capacity (kg)	1500	1500	2000	2000
Speed 1/2 (3 optional)	1,7/3,2/(4)	1,7/3,2/(4)	1,7/3,2/(4)	1,7/3,2/(4)
Machine weight (kg)	1600	1650	1650	1650
Max slope	20°	20°	20°	20°
FORK MAST				
Type	Fork mast P	Fork mast P	Fork mast P	Fork mast P
Loading height (mm)	1800	1800	1800	1800
Inclination up-down (deg)	7/10	7/10	7/10	7/10
ROADWAY				
Type	Extendible	Extendible	Extendible	Extendible
External dimensions (opened/closed)	1280/1840	1280/1840	1280/1840	1280/1840
Internal dimensions (opened/closed)	780/1340	780/1340	780/1340	780/1340
FORKS				
Lenght (mm)	100X35X1100	100X35X1100	120X35X100	120X35X100
Type	FEM2	FEM2	FEM2	FEM2
OPTIONAL				
White rubber tracks	Yes	Yes	Yes	Yes
Side shifter	Yes (800mm)	Yes (800mm)	Yes (800mm)	Yes (800mm)
Hour meter	Yes	Yes	Yes	Yes
Telescopic forks	Yes*	Yes*	Yes*	Yes*
3° speed	Yes*	Yes*	Yes*	Yes*
Towing hook	Yes*	Yes*	Yes*	Yes*
Additional hydraulic services	Yes*	Yes*	Yes*	Yes*

*Configuration must be verified with technical department



www.mezzicingolati.com

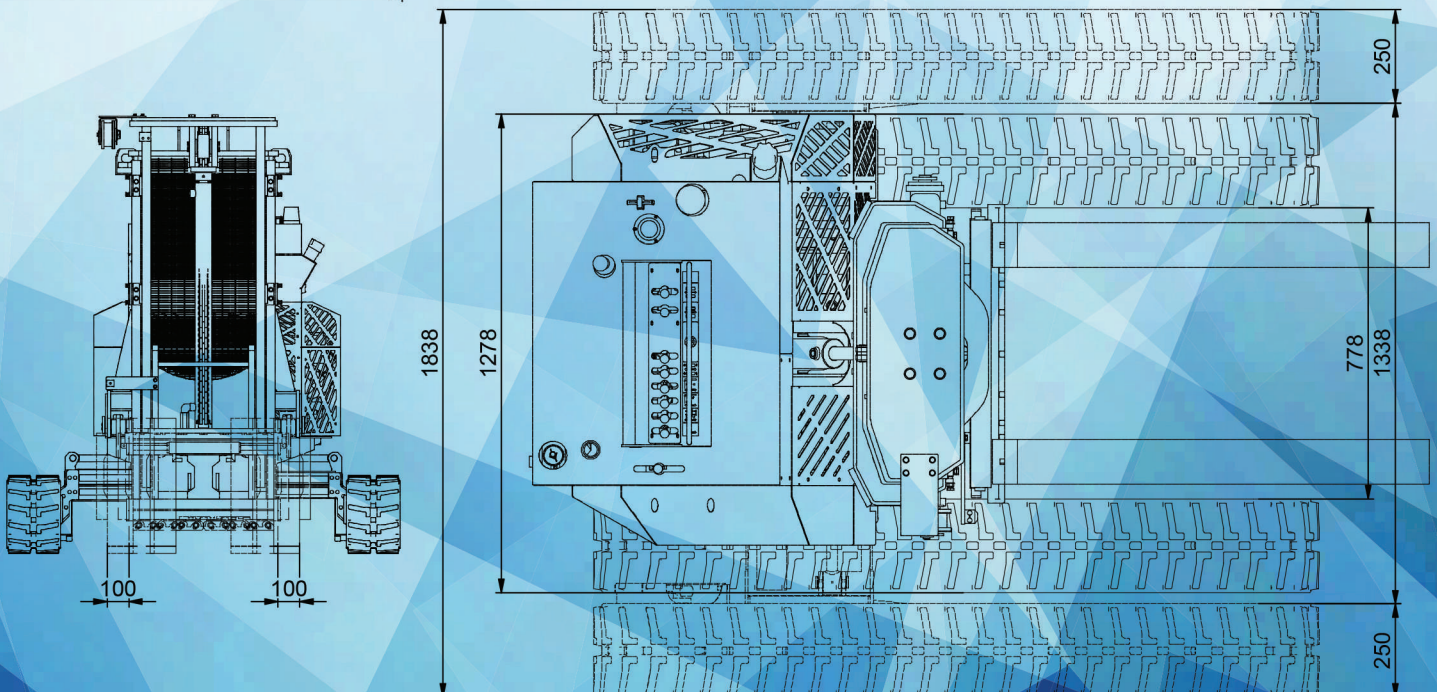
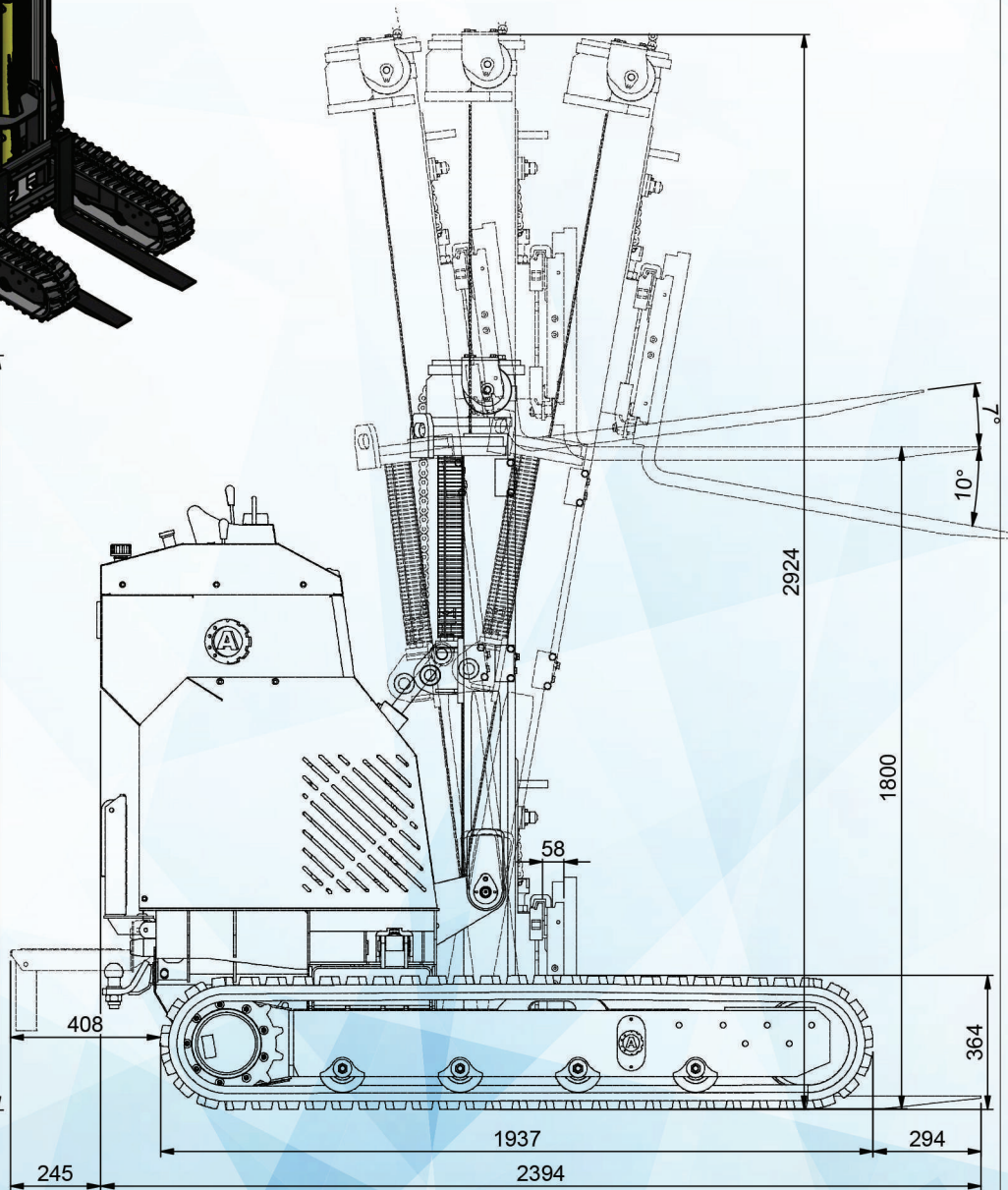
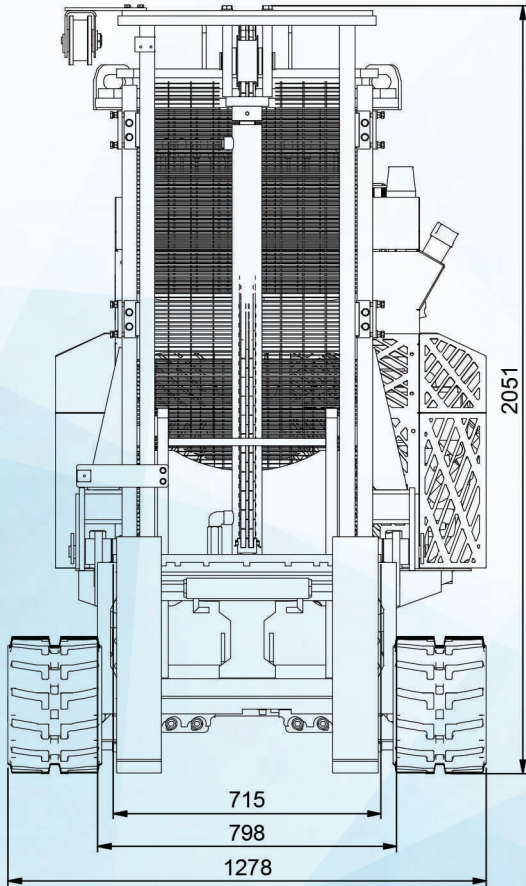
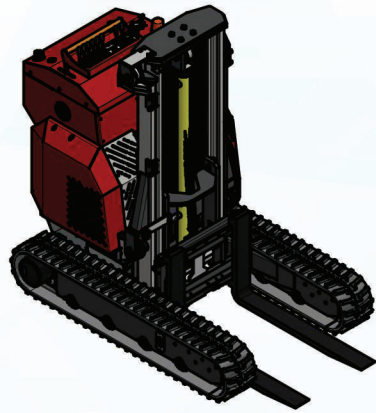
info@mezzicingolati.com +39 0456750126

HEADQUARTER Via Cortine, 1 37020 Sant'Anna D'Alfaedo (VR), Italy

TECHNICAL OFFICE AND SALES Via A. Volta, 24 37026 Settimo di Pescantina (VR), Italy



SCHEDA DIMENSIONALE PRODOTTO - DATASHEET



TUTTE LE DIMENSIONI SONO ESPRESSE IN MILLIMETRI - ALL DIMENSIONS ARE IN MILLIMETERS
 TUTTI I DATI SI RITENGONO NON VINCOLANTI DAL COSTRUTTORE - ALL DATAS ARE NOT BINDING FOR THE MANUFACTURER

IL PRESENTE DISEGNO, DI ESCLUSIVA PROPRIETA' DELLA DITTA, NON PUO' VENIRE RIPRODOTTO NE RESO NOTO A TERZI SENZA AUTORIZZAZIONE - OGNI TRASGRESSIONE VERRA' PERSEGUITA A TERMINI DI LEGGE
 THIS DRAWING IS EXCLUSIVE PROPERTY OF THE COMPANY AND CANNOT BE REPRODUCED OR PUBLISHED WITHOUT AUTHORIZATION TO THIRD PARTIES. ANY UNAUTHORIZED REPRODUCTION WILL BE PERSECUTED BY LAW.

COSTRUZIONI MECCANICHE F.LLI ANTOLINI S.r.l. Via Cortine, 1 - Loc. Giare - 37020 SANT'ANNA D'ALFAEDO (Vr)